

TOWER
RESIDENCE

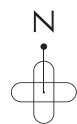
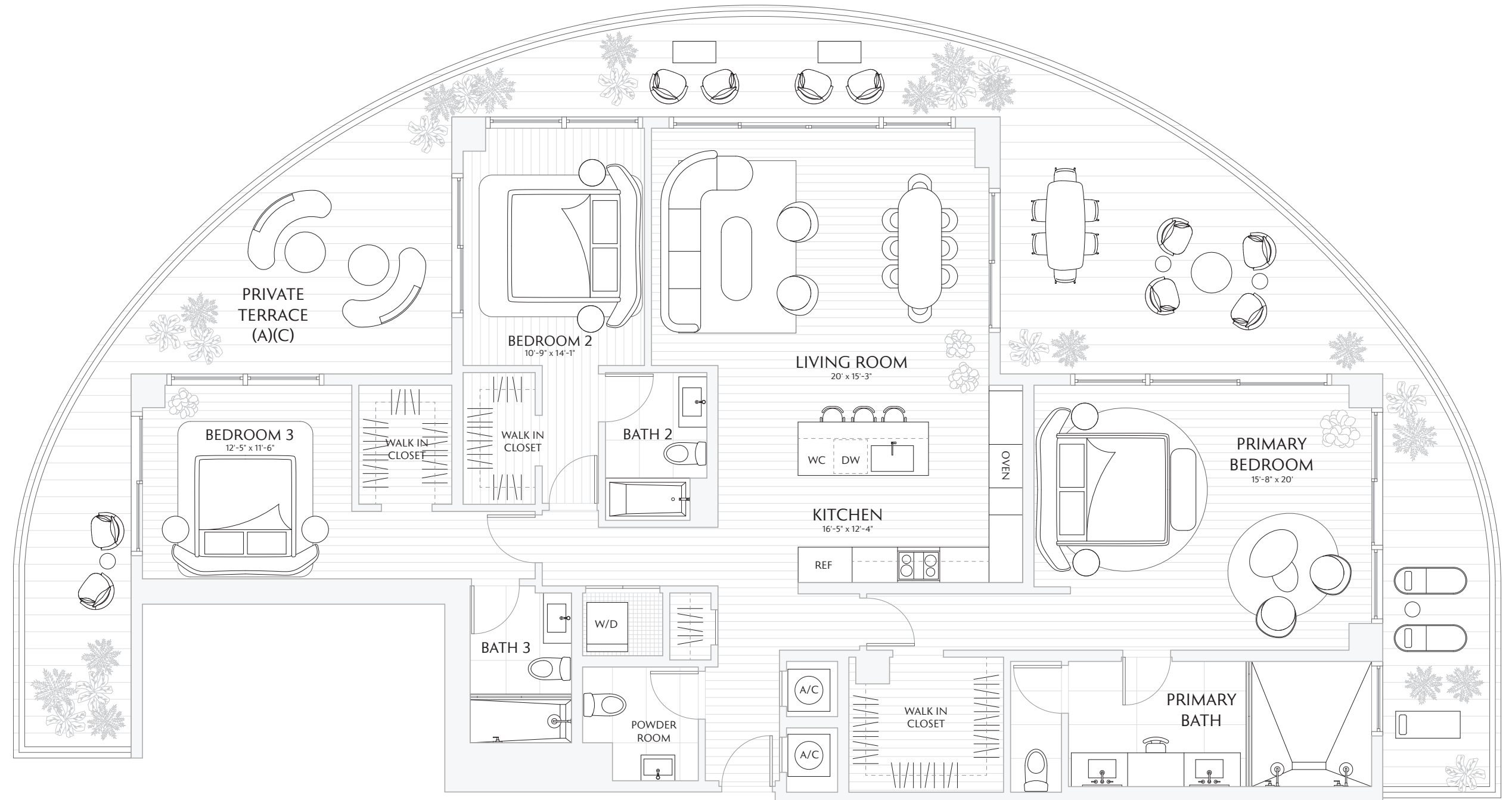
01

FLOORS 7 - 23

3 BEDROOMS
3.5 BATHS
PRIVATE TERRACE

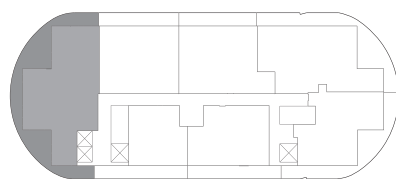
INTERIOR 2,080 SF / 193.2 M²
EXTERIOR 1,000 SF / 92.9 M²
TOTAL 3,080 SF / 286.1 M²

TERRACE A: 1,000 SF / 92.9 M²
TERRACE B: 1,000 SF / 92.9 M²
TERRACE C: 1,000 SF / 92.9 M²



Waterfront

Sunset
& City



Atlantic
Ocean

Downtown Skyline
& Water



Stated interior square footage is measured to the exterior face of exterior walls and to the centerline of interior demising walls or to the exterior face of walls adjoining corridors or other common elements or shared facilities without excluding areas that may be occupied by columns or other structural components. This method of measurement varies from, and is larger than, the dimensions that would be determined by using the description and the definition of the Unit set forth in the Declaration (which generally only includes the interior airspace between the perimeter walls and excludes structural components). For reference, the area of the unit, determined in accordance with the unit boundaries set forth in the Declaration is set forth in Exhibit "3" to the Declaration. All dimensions are approximate and may vary with actual construction. Note that measurements of rooms set forth on this floor plan are generally taken at the greatest points of each given room (as if the room were a perfect rectangle), without regard for any cutouts or irregularities. Accordingly, the area of the actual room will typically be smaller than the product obtained by multiplying the stated length times width. All floor plans and development plans are subject to change. The Developer expressly reserves the right to make modifications, revisions, and changes it deems desirable in its sole and absolute discretion. All depictions of furnishings, appliances, built-ins, counters, soffits, floor coverings, lighting, landscaping and other matters of detail, including, without limitation, items of finish and decoration, are conceptual only and are not necessarily included in each Unit. Consult your prospectus and Purchase Agreement.

TOWER
RESIDENCE

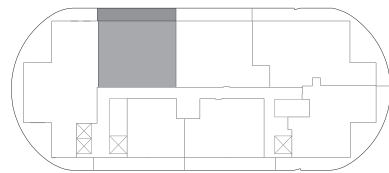
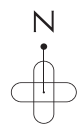
02

FLOORS 7 - 23

2 BEDROOMS
2.5 BATHS
PRIVATE TERRACES

INTERIOR 1,524 SF / 141.5 M²
EXTERIOR 281 SF / 26 M²
TOTAL 1,805 SF / 167.6 M²

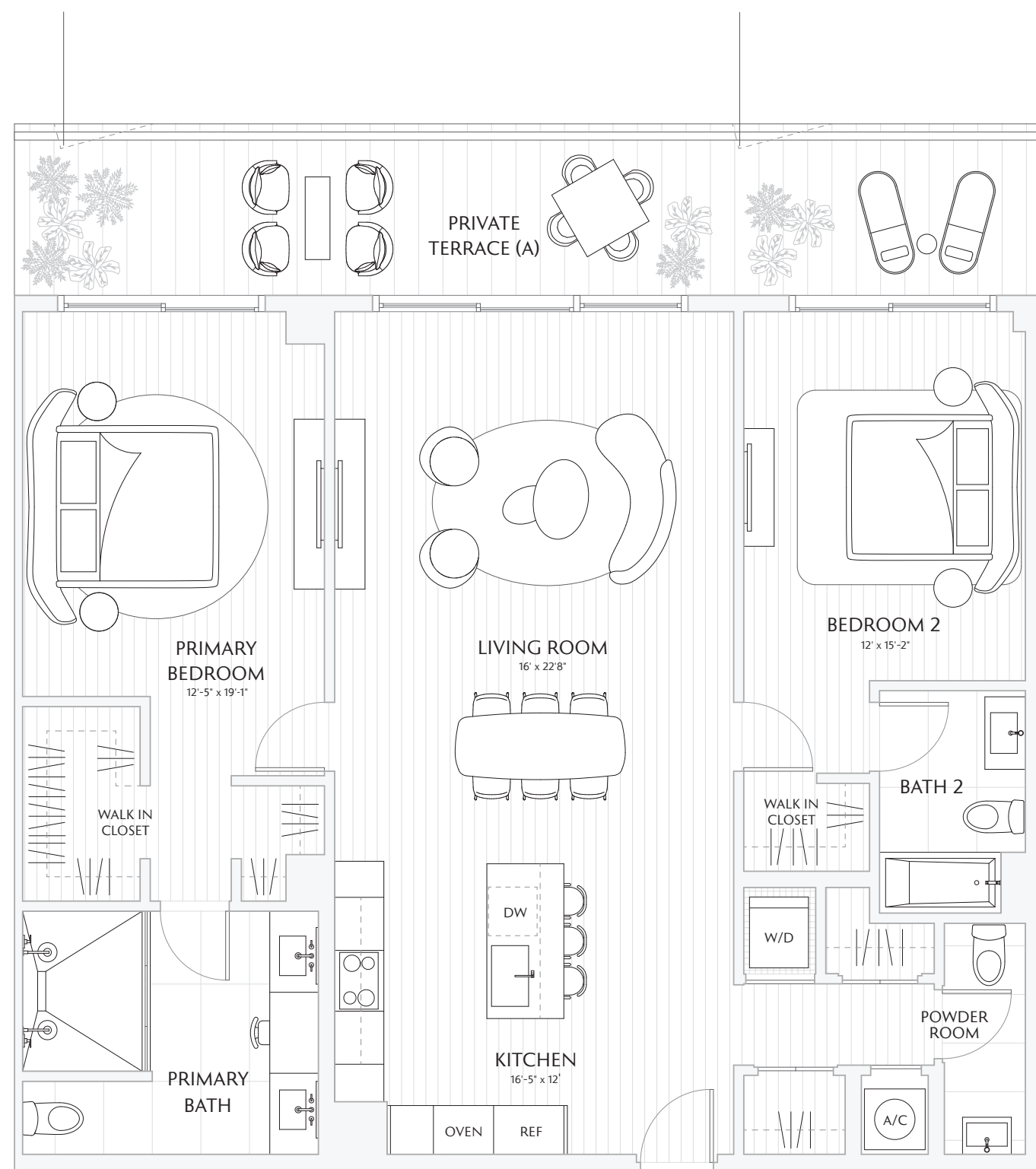
TERRACE A: 281 SF / 26 M²
TERRACE B: 281 SF / 26 M²
TERRACE C: 283 SF / 26.3 M²



Downtown Skyline
& Water

TERRACE (C)

TERRACE (B)



Stated interior square footage is measured to the exterior face of exterior walls and to the centerline of interior demising walls or to the exterior face of walls adjoining corridors or other common elements or shared facilities without excluding areas that may be occupied by columns or other structural components. This method of measurement varies from, and is larger than, the dimensions that would be determined by using the description and the definition of the Unit set forth in the Declaration (which generally only includes the interior airspace between the perimeter walls and excludes structural components). For reference, the area of the unit, determined in accordance with the unit boundaries set forth in the Declaration is set forth in Exhibit "3" to the Declaration. All dimensions are approximate and may vary with actual construction. Note that measurements of rooms set forth on this floor plan are generally taken at the greatest points of each given room (as if the room were a perfect rectangle), without regard for any cutouts or irregularities. Accordingly, the area of the actual room will typically be smaller than the product obtained by multiplying the stated length times width. All floor plans and development plans are subject to change. The Developer expressly reserves the right to make modifications, revisions, and changes it deems desirable in its sole and absolute discretion. All depictions of furnishings, appliances, built-ins, counters, soffits, floor coverings, lighting, landscaping and other matters of detail, including, without limitation, items of finish and decoration, are conceptual only and are not necessarily included in each Unit. Consult your prospectus and Purchase Agreement.

TOWER
RESIDENCE

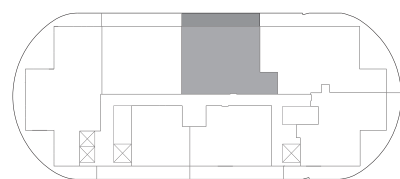
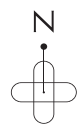
03

FLOORS 7 - 23

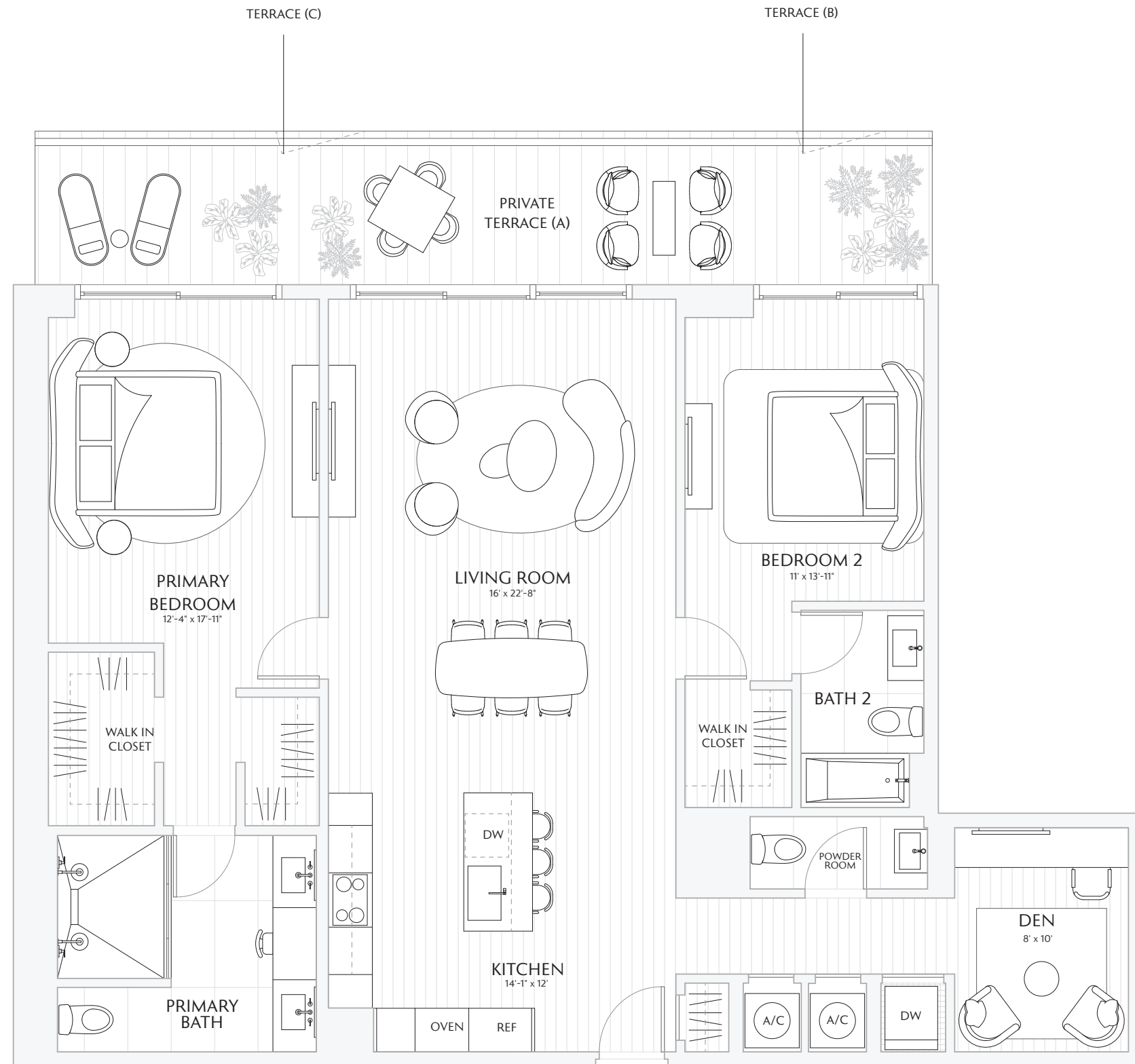
2 BEDROOMS
DEN
2.5 BATHS
PRIVATE TERRACE

INTERIOR 1,600 SF / 148.6 M²
EXTERIOR 272 SF / 25 M²
TOTAL 1,872 SF / 173 M²

TERRACE A: 272 SF / 25 M²
TERRACE B: 272 SF / 25 M²
TERRACE C: 274 SF / 25 M²



Downtown Skyline
& Water



Stated interior square footage is measured to the exterior face of exterior walls and to the centerline of interior demising walls or to the exterior face of walls adjoining corridors or other common elements or shared facilities without excluding areas that may be occupied by columns or other structural components. This method of measurement varies from, and is larger than, the dimensions that would be determined by using the description and the definition of the Unit set forth in the Declaration (which generally only includes the interior airspace between the perimeter walls and excludes structural components). For reference, the area of the unit, determined in accordance with the unit boundaries set forth in the Declaration is set forth in Exhibit "3" to the Declaration. All dimensions are approximate and may vary with actual construction. Note that measurements of rooms set forth on this floor plan are generally taken at the greatest points of each given room (as if the room were a perfect rectangle), without regard for any cutouts or irregularities. Accordingly, the area of the actual room will typically be smaller than the product obtained by multiplying the stated length times width. All floor plans and development plans are subject to change. The Developer expressly reserves the right to make modifications, revisions, and changes it deems desirable in its sole and absolute discretion. All depictions of furnishings, appliances, built-ins, counters, soffits, floor coverings, lighting, landscaping and other matters of detail, including, without limitation, items of finish and decoration, are conceptual only and are not necessarily included in each Unit. Consult your prospectus and Purchase Agreement.

TOWER
RESIDENCE

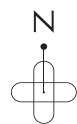
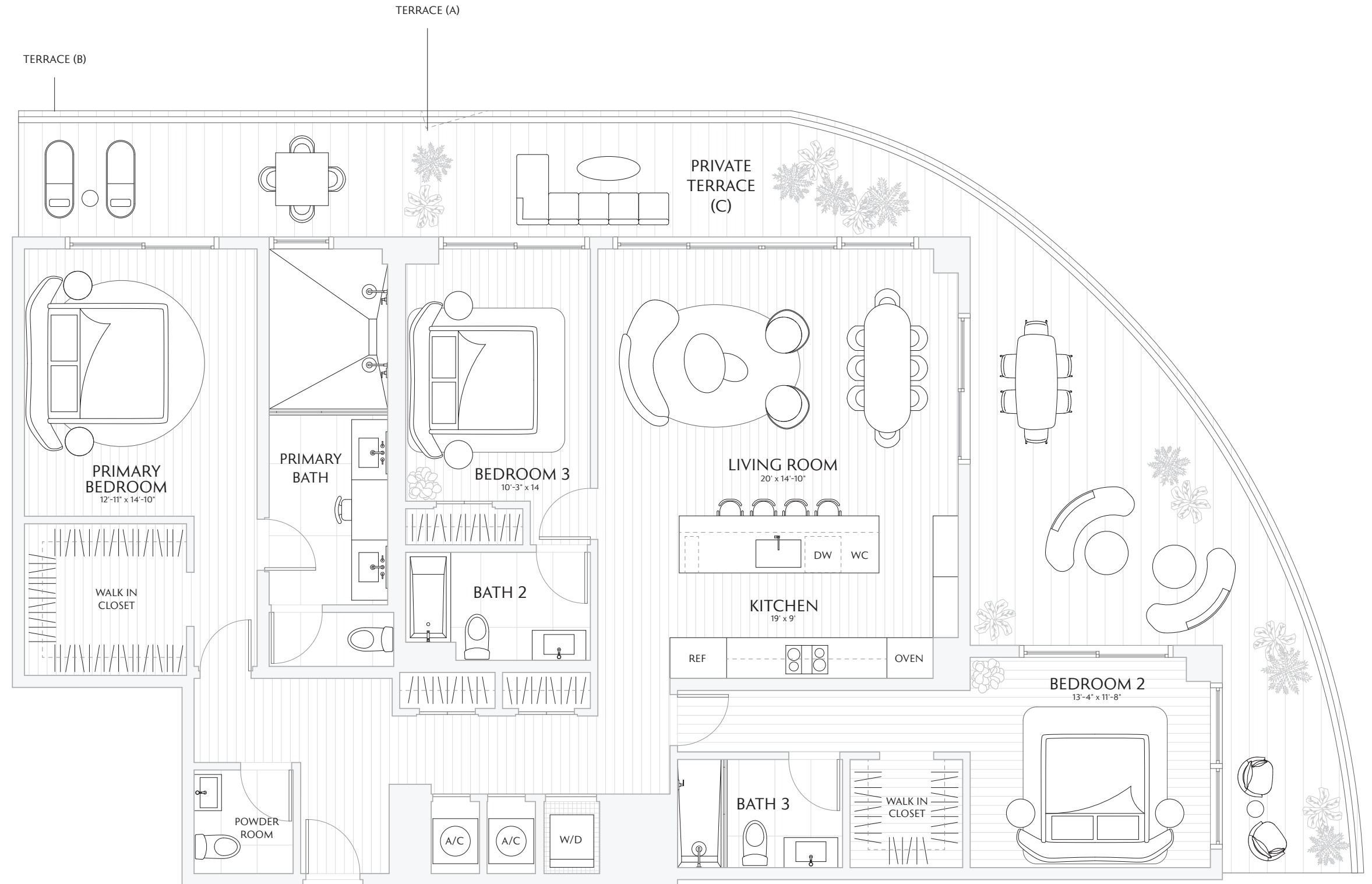
04

FLOORS 7 - 23

3 BEDROOMS
3.5 BATHS
PRIVATE TERRACE

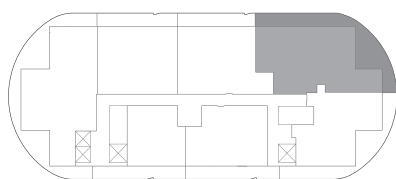
INTERIOR 1,958 SF / 181.9 M²
EXTERIOR 723 SF / 67 M²
TOTAL 2,681 SF / 249 M²

TERRACE A: 725 SF / 67.3 M²
TERRACE B: 725 SF / 67.3 M²
TERRACE C: 723 SF / 67 M²



Waterfront

Sunset
& City



Atlantic
Ocean

Downtown Skyline
& Water

Stated interior square footage is measured to the exterior face of exterior walls and to the centerline of interior demising walls or to the exterior face of walls adjoining corridors or other common elements without excluding areas that may be occupied by columns or other structural components. This method of measurement varies from, and is larger than, the dimensions that would be determined by using the description and the definition of the Unit set forth in the Declaration (which generally only includes the interior airspace between the perimeter walls and excludes structural components). For reference, the area of the unit, determined in accordance with the unit boundaries set forth in the Declaration is set forth in Exhibit "3" to the Declaration. All dimensions are approximate and may vary with actual construction. Note that measurements of rooms set forth on this floor plan are generally taken at the greatest points of each given room (as if the room were a perfect rectangle), without regard for any cutouts or irregularities. Accordingly, the area of the actual room will typically be smaller than the product obtained by multiplying the stated length times width. All floor plans and development plans are subject to change. The Developer expressly reserves the right to make modifications, revisions, and changes it deems desirable in its sole and absolute discretion. All depictions of furnishings, appliances, built-ins, counters, soffits, floor coverings, lighting, landscaping and other matters of detail, including, without limitation, items of finish and decoration, are conceptual only and are not necessarily included in each Unit. Consult your prospectus and Purchase Agreement.

TOWER
RESIDENCE

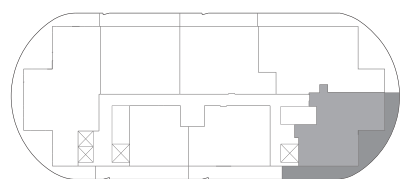
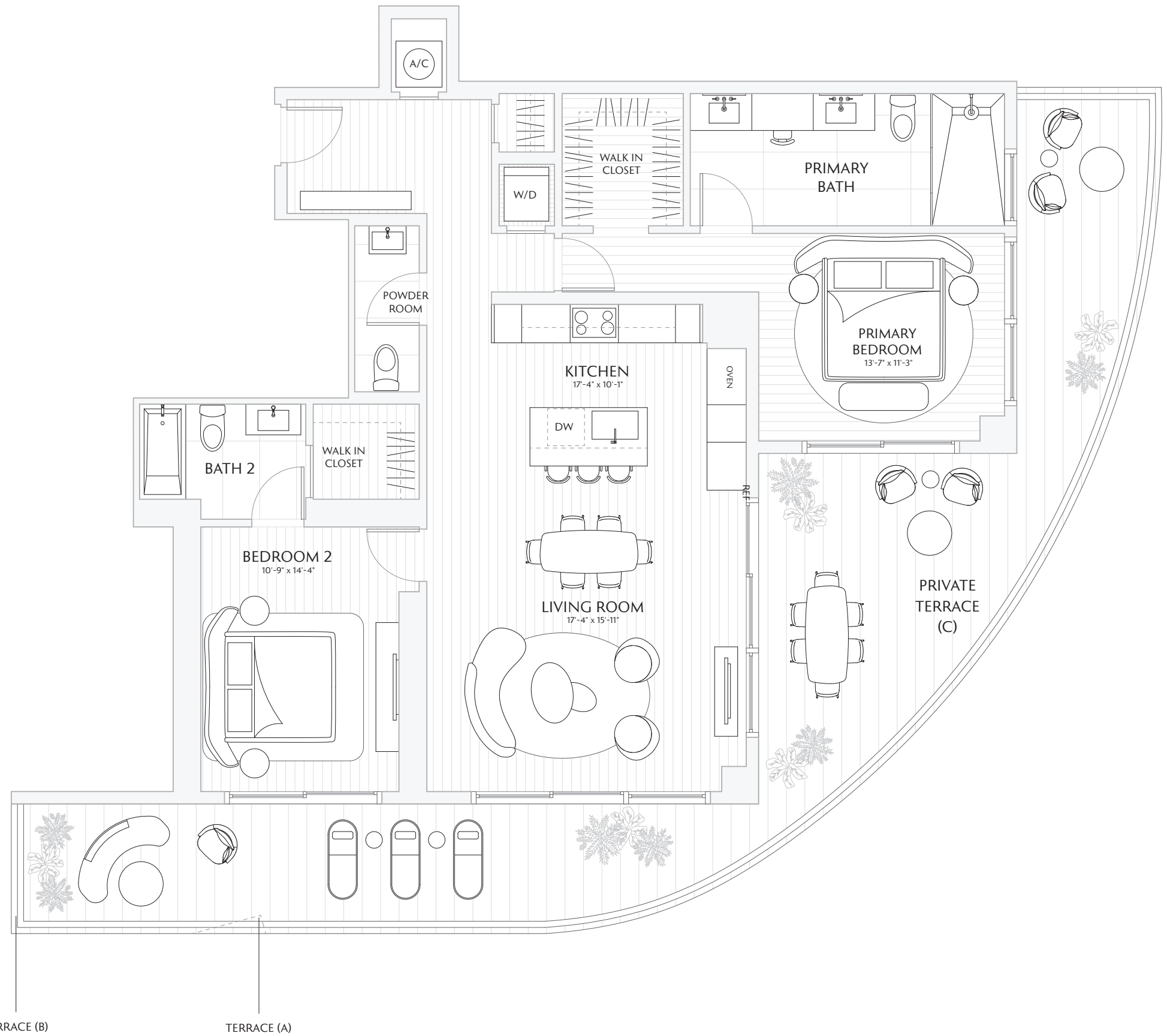
05

FLOORS 7 - 23

2 BEDROOMS
2.5 BATHS
PRIVATE TERRACE

INTERIOR 1,370 SF / 127.2 M²
EXTERIOR 616 SF / 57.2 M²
TOTAL 1,986 SF / 184.4 M²

TERRACE A: 618 SF / 57.4 M²
TERRACE B: 618 SF / 57.4 M²
TERRACE C: 616 SF / 57.2 M²



Stated interior square footage is measured to the exterior face of exterior walls and to the centerline of interior demising walls or to the exterior face of walls adjoining corridors or other common elements without excluding areas that may be occupied by columns or other structural components. This method of measurement varies from, and is larger than, the dimensions that would be determined by using the description and the definition of the Unit set forth in the Declaration (which generally only includes the interior airspace between the perimeter walls and excludes structural components). For reference, the area of the unit, determined in accordance with the unit boundaries set forth in the Declaration is set forth in Exhibit "3" to the Declaration. All dimensions are approximate and may vary with actual construction. Note that measurements of rooms set forth on this floor plan are generally taken at the greatest points of each given room (as if the room were a perfect rectangle), without regard for any cutouts or irregularities. Accordingly, the area of the actual room will typically be smaller than the product obtained by multiplying the stated length times width. All floor plans and development plans are subject to change. The Developer expressly reserves the right to make modifications, revisions, and changes it deems desirable in its sole and absolute discretion. All depictions of furnishings, appliances, built-ins, counters, soffits, floor coverings, lighting, landscaping and other matters of detail, including, without limitation, items of finish and decoration, are conceptual only and are not necessarily included in each Unit. Consult your prospectus and Purchase Agreement.

TOWER
RESIDENCE

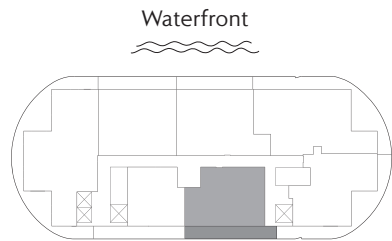
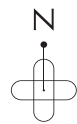
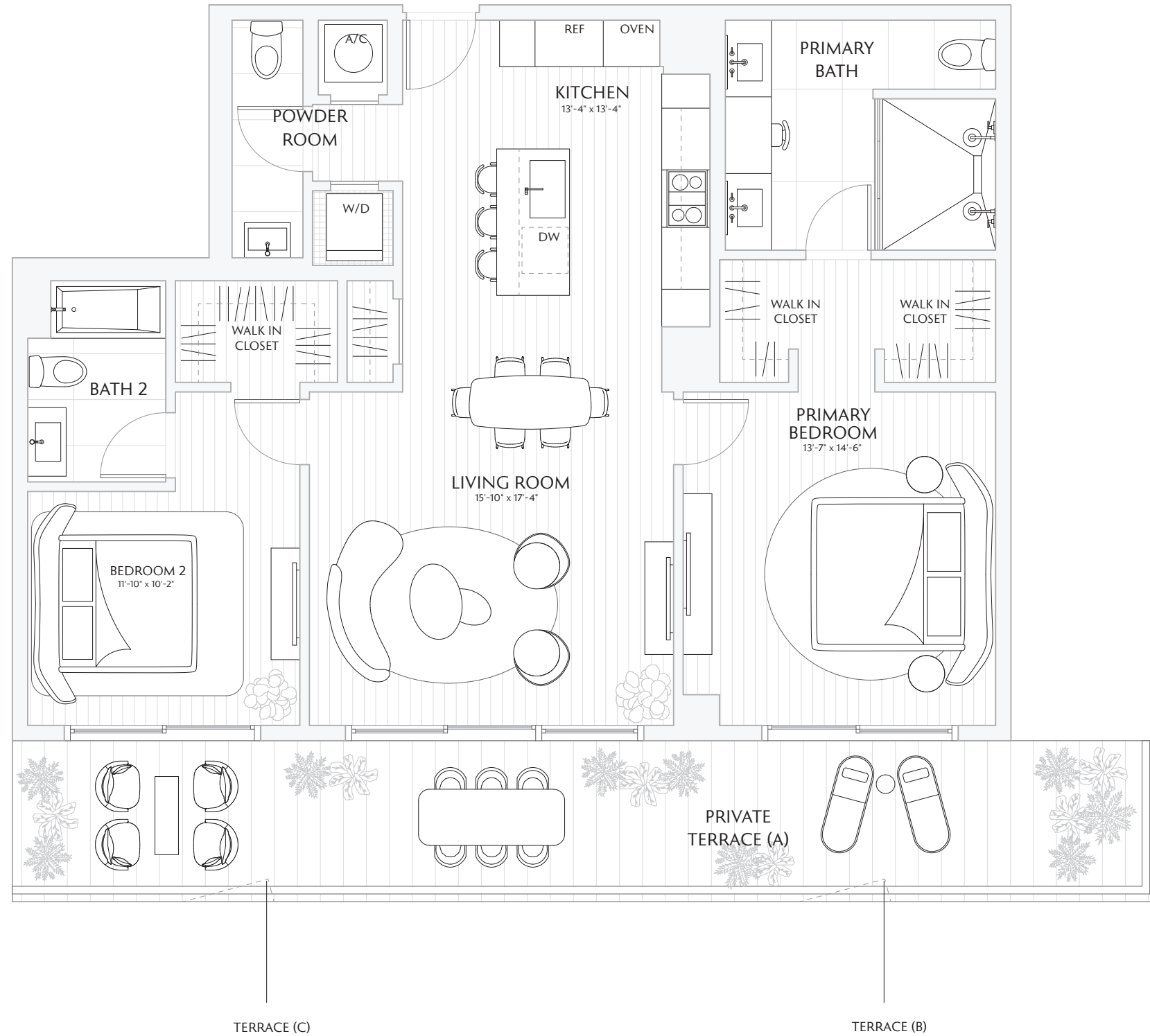
06

FLOORS 7 - 23

2 BEDROOMS
2.5 BATHS
PRIVATE TERRACE

INTERIOR 1,275 SF / 118.4 M²
EXTERIOR 324 SF / 30.1 M²
TOTAL 1,599 SF / 148.5 M²

TERRACE A: 324 SF / 30.1 M²
TERRACE B: 324 SF / 30.1 M²
TERRACE C: 326 SF / 30.2 M²



Downtown Skyline
& Water

Stated interior square footage is measured to the exterior face of exterior walls and to the centerline of interior demising walls or to the exterior face of walls adjoining corridors or other common elements or shared facilities without excluding areas that may be occupied by columns or other structural components. This method of measurement varies from, and is larger than, the dimensions that would be determined by using the description and the definition of the Unit set forth in the Declaration (which generally only includes the interior airspace between the perimeter walls and excludes structural components). For reference, the area of the unit, determined in accordance with the unit boundaries set forth in the Declaration is set forth in Exhibit "3" to the Declaration. All dimensions are approximate and may vary with actual construction. Note that measurements of rooms set forth on this floor plan are generally taken at the greatest points of each given room (as if the room were a perfect rectangle), without regard for any cutouts or irregularities. Accordingly, the area of the actual room will typically be smaller than the product obtained by multiplying the stated length times width. All floor plans and development plans are subject to change. The Developer expressly reserves the right to make modifications, revisions, and changes it deems desirable in its sole and absolute discretion. All depictions of furnishings, appliances, built-ins, counters, soffits, floor coverings, lighting, landscaping and other matters of detail, including, without limitation, items of finish and decoration, are conceptual only and are not necessarily included in each Unit. Consult your prospectus and Purchase Agreement.

TOWER
RESIDENCE

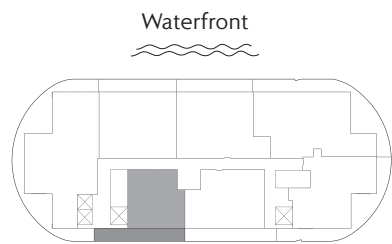
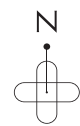
07

FLOORS 7 - 23

- 1 BEDROOM
- DEN
- 2 BATHS
- PRIVATE TERRACE

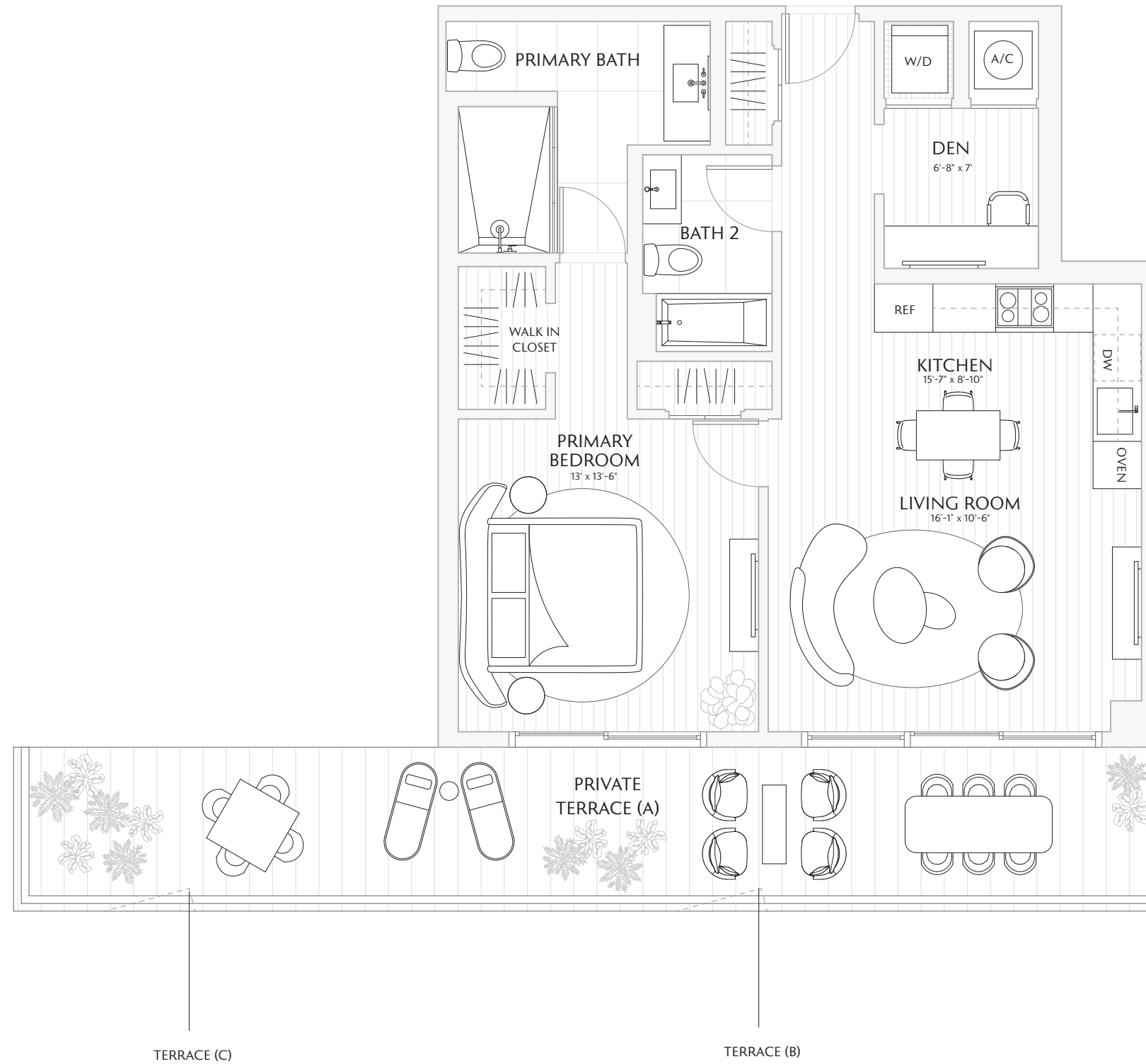
INTERIOR 915 SF / 85 M²
EXTERIOR 325 SF / 30.1 M²
TOTAL 1,240 SF / 115.1 M²

TERRACE A: 325 SF / 30.1 M²
TERRACE B: 325 SF / 30.1 M²
TERRACE C: 327 SF / 30.3 M²



Atlantic Ocean

Downtown Skyline & Water



Stated interior square footage is measured to the exterior face of exterior walls and to the centerline of interior demising walls or to the exterior face of walls adjoining corridors or other common elements or shared facilities without excluding areas that may be occupied by columns or other structural components. This method of measurement varies from, and is larger than, the dimensions that would be determined by using the description and the definition of the Unit set forth in the Declaration (which generally only includes the interior airspace between the perimeter walls and excludes structural components). For reference, the area of the unit, determined in accordance with the unit boundaries set forth in the Declaration is set forth in Exhibit "3" to the Declaration. All dimensions are approximate and may vary with actual construction. Note that measurements of rooms set forth on this floor plan are generally taken at the greatest points of each given room (as if the room were a perfect rectangle), without regard for any cutouts or irregularities. Accordingly, the area of the actual room will typically be smaller than the product obtained by multiplying the stated length times width. All floor plans and development plans are subject to change. The Developer expressly reserves the right to make modifications, revisions, and changes it deems desirable in its sole and absolute discretion. All depictions of furnishings, appliances, built-ins, counters, soffits, floor coverings, lighting, landscaping and other matters of detail, including, without limitation, items of finish and decoration, are conceptual only and are not necessarily included in each Unit. Consult your prospectus and Purchase Agreement.